



Cliff Oneal  
ENVIRONMENTAL SCIENCE II ONLINE (ENVR1302 40221S)

## BC Survey - Results 2022 Fall (16-Week - 221S), ENVIRONMENTAL SCIENCE II

Dear Instructor,

Below are the 2022 Fall (16-Week - 221S) survey results for "ENVIRONMENTAL SCIENCE II ONLINE (ENVR1302 40221S)".

The overall indicator is listed first.

The second part of the analysis lists the average values of all individual questions.

Comments are listed at the report's end.

If you have any further questions, please reach out to a member of PIER.

Best regards,

Robert Wood  
Assistant Research Analyst  
Brazosport College  
500 College Drive  
Lake Jackson, TX 77566  
(979)-230-3189  
robert.wood@brazosport.edu

Cliff Oneal  
2022 Fall (16-Week - 221S)  
ENVIRONMENTAL SCIENCE II ONLINE (ENVR1302 40221S)  
No. of responses = 4



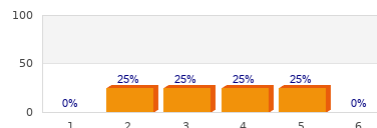
## Survey Results

### 3. Level of Agreeance:

| 3.1)   | Instructions for course activities and assignments were clear.   | strongly disagree | <table><tr><th>Rating</th><th>Percentage</th></tr><tr><td>1</td><td>0%</td></tr><tr><td>2</td><td>0%</td></tr><tr><td>3</td><td>0%</td></tr><tr><td>4</td><td>25%</td></tr><tr><td>5</td><td>75%</td></tr><tr><td>6</td><td>0%</td></tr></table>  | Rating | Percentage | 1 | 0% | 2 | 0%  | 3 | 0%  | 4 | 25% | 5 | 75% | 6 | 0% | N/A | n=4<br>av.=4.8<br>md=5<br>dev.=0.5   |
|--------|--|-------------------|---|--------|------------|---|----|---|-----|---|-----|---|-----|---|-----|---|----|-----|--------------------------------------|
| Rating | Percentage   |                   |   |        |            |   |    |   |     |   |     |   |     |   |     |   |    |     |                                      |
| 1      | 0%   |                   |   |        |            |   |    |   |     |   |     |   |     |   |     |   |    |     |                                      |
| 2      | 0%   |                   |   |        |            |   |    |   |     |   |     |   |     |   |     |   |    |     |                                      |
| 3      | 0%   |                   |   |        |            |   |    |   |     |   |     |   |     |   |     |   |    |     |                                      |
| 4      | 25%  |                   |   |        |            |   |    |   |     |   |     |   |     |   |     |   |    |     |                                      |
| 5      | 75%  |                   |   |        |            |   |    |   |     |   |     |   |     |   |     |   |    |     |                                      |
| 6      | 0%   |                   |   |        |            |   |    |   |     |   |     |   |     |   |     |   |    |     |                                      |
| 3.2)   | The workload in this course was well distributed throughout the term.  | strongly disagree | <table><tr><th>Rating</th><th>Percentage</th></tr><tr><td>1</td><td>0%</td></tr><tr><td>2</td><td>0%</td></tr><tr><td>3</td><td>0%</td></tr><tr><td>4</td><td>25%</td></tr><tr><td>5</td><td>75%</td></tr><tr><td>6</td><td>0%</td></tr></table>  | Rating | Percentage | 1 | 0% | 2 | 0%  | 3 | 0%  | 4 | 25% | 5 | 75% | 6 | 0% | N/A | n=4<br>av.=4.8<br>md=5<br>dev.=0.5   |
| Rating | Percentage   |                   |   |        |            |   |    |   |     |   |     |   |     |   |     |   |    |     |                                      |
| 1      | 0%   |                   |   |        |            |   |    |   |     |   |     |   |     |   |     |   |    |     |                                      |
| 2      | 0%   |                   |   |        |            |   |    |   |     |   |     |   |     |   |     |   |    |     |                                      |
| 3      | 0%   |                   |   |        |            |   |    |   |     |   |     |   |     |   |     |   |    |     |                                      |
| 4      | 25%  |                   |   |        |            |   |    |   |     |   |     |   |     |   |     |   |    |     |                                      |
| 5      | 75%  |                   |   |        |            |   |    |   |     |   |     |   |     |   |     |   |    |     |                                      |
| 6      | 0%   |                   |   |        |            |   |    |   |     |   |     |   |     |   |     |   |    |     |                                      |
| 3.3)   | The course was delivered as outlined in the syllabus.  | strongly disagree | <table><tr><th>Rating</th><th>Percentage</th></tr><tr><td>1</td><td>0%</td></tr><tr><td>2</td><td>0%</td></tr><tr><td>3</td><td>0%</td></tr><tr><td>4</td><td>25%</td></tr><tr><td>5</td><td>75%</td></tr><tr><td>6</td><td>0%</td></tr></table>  | Rating | Percentage | 1 | 0% | 2 | 0%  | 3 | 0%  | 4 | 25% | 5 | 75% | 6 | 0% | N/A | n=4<br>av.=4.8<br>md=5<br>dev.=0.5   |
| Rating | Percentage   |                   |   |        |            |   |    |   |     |   |     |   |     |   |     |   |    |     |                                      |
| 1      | 0%   |                   |   |        |            |   |    |   |     |   |     |   |     |   |     |   |    |     |                                      |
| 2      | 0%   |                   |   |        |            |   |    |   |     |   |     |   |     |   |     |   |    |     |                                      |
| 3      | 0%   |                   |   |        |            |   |    |   |     |   |     |   |     |   |     |   |    |     |                                      |
| 4      | 25%  |                   |   |        |            |   |    |   |     |   |     |   |     |   |     |   |    |     |                                      |
| 5      | 75%  |                   |   |        |            |   |    |   |     |   |     |   |     |   |     |   |    |     |                                      |
| 6      | 0%   |                   |   |        |            |   |    |   |     |   |     |   |     |   |     |   |    |     |                                      |
| 3.4)   | Assessments/exams were based on material covered in assignments, readings, lectures, videos, group activities, etc.  | strongly disagree | <table><tr><th>Rating</th><th>Percentage</th></tr><tr><td>1</td><td>0%</td></tr><tr><td>2</td><td>0%</td></tr><tr><td>3</td><td>25%</td></tr><tr><td>4</td><td>25%</td></tr><tr><td>5</td><td>50%</td></tr><tr><td>6</td><td>0%</td></tr></table> | Rating | Percentage | 1 | 0% | 2 | 0%  | 3 | 25% | 4 | 25% | 5 | 50% | 6 | 0% | N/A | n=4<br>av.=4.3<br>md=4.5<br>dev.=1   |
| Rating | Percentage   |                   |   |        |            |   |    |   |     |   |     |   |     |   |     |   |    |     |                                      |
| 1      | 0%   |                   |   |        |            |   |    |   |     |   |     |   |     |   |     |   |    |     |                                      |
| 2      | 0%   |                   |   |        |            |   |    |   |     |   |     |   |     |   |     |   |    |     |                                      |
| 3      | 25%  |                   |   |        |            |   |    |   |     |   |     |   |     |   |     |   |    |     |                                      |
| 4      | 25%  |                   |   |        |            |   |    |   |     |   |     |   |     |   |     |   |    |     |                                      |
| 5      | 50%  |                   |   |        |            |   |    |   |     |   |     |   |     |   |     |   |    |     |                                      |
| 6      | 0%   |                   |   |        |            |   |    |   |     |   |     |   |     |   |     |   |    |     |                                      |
| 3.5)   | The instructor made learning relevant to my field of study, career, or degree.   | strongly disagree | <table><tr><th>Rating</th><th>Percentage</th></tr><tr><td>1</td><td>0%</td></tr><tr><td>2</td><td>0%</td></tr><tr><td>3</td><td>25%</td></tr><tr><td>4</td><td>25%</td></tr><tr><td>5</td><td>50%</td></tr><tr><td>6</td><td>0%</td></tr></table> | Rating | Percentage | 1 | 0% | 2 | 0%  | 3 | 25% | 4 | 25% | 5 | 50% | 6 | 0% | N/A | n=4<br>av.=4.3<br>md=4.5<br>dev.=1   |
| Rating | Percentage   |                   |   |        |            |   |    |   |     |   |     |   |     |   |     |   |    |     |                                      |
| 1      | 0%   |                   |   |        |            |   |    |   |     |   |     |   |     |   |     |   |    |     |                                      |
| 2      | 0%   |                   |   |        |            |   |    |   |     |   |     |   |     |   |     |   |    |     |                                      |
| 3      | 25%  |                   |   |        |            |   |    |   |     |   |     |   |     |   |     |   |    |     |                                      |
| 4      | 25%  |                   |   |        |            |   |    |   |     |   |     |   |     |   |     |   |    |     |                                      |
| 5      | 50%  |                   |   |        |            |   |    |   |     |   |     |   |     |   |     |   |    |     |                                      |
| 6      | 0%   |                   |   |        |            |   |    |   |     |   |     |   |     |   |     |   |    |     |                                      |
| 3.6)   | The instructor used a variety of instructional methods (examples: group discussions, student presentations, student activities, lab activities, online discussions, video assignments, case studies, etc.) | strongly disagree | <table><tr><th>Rating</th><th>Percentage</th></tr><tr><td>1</td><td>0%</td></tr><tr><td>2</td><td>0%</td></tr><tr><td>3</td><td>0%</td></tr><tr><td>4</td><td>50%</td></tr><tr><td>5</td><td>50%</td></tr><tr><td>6</td><td>0%</td></tr></table>  | Rating | Percentage | 1 | 0% | 2 | 0%  | 3 | 0%  | 4 | 50% | 5 | 50% | 6 | 0% | N/A | n=4<br>av.=4.5<br>md=4.5<br>dev.=0.6 |
| Rating | Percentage   |                   |   |        |            |   |    |   |     |   |     |   |     |   |     |   |    |     |                                      |
| 1      | 0%   |                   |   |        |            |   |    |   |     |   |     |   |     |   |     |   |    |     |                                      |
| 2      | 0%   |                   |   |        |            |   |    |   |     |   |     |   |     |   |     |   |    |     |                                      |
| 3      | 0%   |                   |   |        |            |   |    |   |     |   |     |   |     |   |     |   |    |     |                                      |
| 4      | 50%  |                   |   |        |            |   |    |   |     |   |     |   |     |   |     |   |    |     |                                      |
| 5      | 50%  |                   |   |        |            |   |    |   |     |   |     |   |     |   |     |   |    |     |                                      |
| 6      | 0%   |                   |   |        |            |   |    |   |     |   |     |   |     |   |     |   |    |     |                                      |
| 3.7)   | The instructor provided timely feedback on my assignments.   | strongly disagree | <table><tr><th>Rating</th><th>Percentage</th></tr><tr><td>1</td><td>0%</td></tr><tr><td>2</td><td>50%</td></tr><tr><td>3</td><td>0%</td></tr><tr><td>4</td><td>25%</td></tr><tr><td>5</td><td>25%</td></tr><tr><td>6</td><td>0%</td></tr></table> | Rating | Percentage | 1 | 0% | 2 | 50% | 3 | 0%  | 4 | 25% | 5 | 25% | 6 | 0% | N/A | n=4<br>av.=3.3<br>md=3<br>dev.=1.5   |
| Rating | Percentage   |                   |   |        |            |   |    |   |     |   |     |   |     |   |     |   |    |     |                                      |
| 1      | 0%   |                   |   |        |            |   |    |   |     |   |     |   |     |   |     |   |    |     |                                      |
| 2      | 50%  |                   |   |        |            |   |    |   |     |   |     |   |     |   |     |   |    |     |                                      |
| 3      | 0%   |                   |   |        |            |   |    |   |     |   |     |   |     |   |     |   |    |     |                                      |
| 4      | 25%  |                   |   |        |            |   |    |   |     |   |     |   |     |   |     |   |    |     |                                      |
| 5      | 25%  |                   |   |        |            |   |    |   |     |   |     |   |     |   |     |   |    |     |                                      |
| 6      | 0%   |                   |   |        |            |   |    |   |     |   |     |   |     |   |     |   |    |     |                                      |
| 3.8)   | The instructor exhibited professional behavior, treated students respectfully, and used appropriate language during class.   | strongly disagree | <table><tr><th>Rating</th><th>Percentage</th></tr><tr><td>1</td><td>0%</td></tr><tr><td>2</td><td>0%</td></tr><tr><td>3</td><td>0%</td></tr><tr><td>4</td><td>25%</td></tr><tr><td>5</td><td>75%</td></tr><tr><td>6</td><td>0%</td></tr></table>  | Rating | Percentage | 1 | 0% | 2 | 0%  | 3 | 0%  | 4 | 25% | 5 | 75% | 6 | 0% | N/A | n=4<br>av.=4.8<br>md=5<br>dev.=0.5   |
| Rating | Percentage   |                   |   |        |            |   |    |   |     |   |     |   |     |   |     |   |    |     |                                      |
| 1      | 0%   |                   |   |        |            |   |    |   |     |   |     |   |     |   |     |   |    |     |                                      |
| 2      | 0%   |                   |   |        |            |   |    |   |     |   |     |   |     |   |     |   |    |     |                                      |
| 3      | 0%   |                   |   |        |            |   |    |   |     |   |     |   |     |   |     |   |    |     |                                      |
| 4      | 25%  |                   |   |        |            |   |    |   |     |   |     |   |     |   |     |   |    |     |                                      |
| 5      | 75%  |                   |   |        |            |   |    |   |     |   |     |   |     |   |     |   |    |     |                                      |
| 6      | 0%   |                   |   |        |            |   |    |   |     |   |     |   |     |   |     |   |    |     |                                      |

3.9) The instructor provided grades within the stated timeframe.

strongly disagree

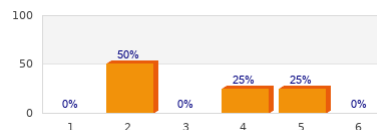


N/A

n=4  
av.=3.5  
md=3.5  
dev.=1.3

3.10) The instructor was accessible to answer questions and explain material outside of class according to office hours.

strongly disagree



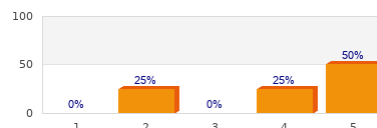
N/A

n=4  
av.=3.3  
md=3  
dev.=1.5

#### 4. Overall Satisfaction With This Course:

4.1) Please rate your overall satisfaction with the learning experience in this course.

Very Dissatisfied



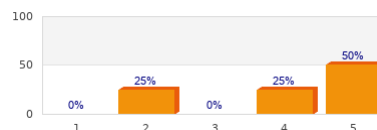
Very Satisfied

n=4  
av.=4  
md=4.5  
dev.=1.4

#### 5. Course Recommendation:

5.1) How likely are you to recommend this course with this instructor to a friend?

Very Unlikely

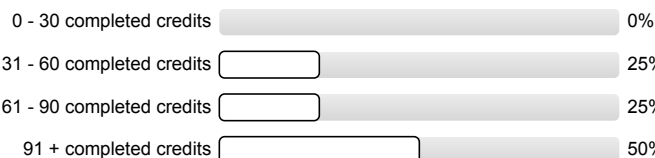


Very Likely

n=4  
av.=4  
md=4.5  
dev.=1.4

#### 7. Student Demographics:

7.1) How many credits have you completed toward your degree or certificate?



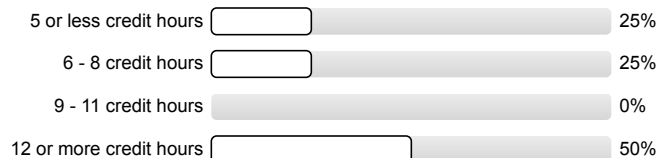
n=4

7.2) This course is instructed as:




n=4

7.3) This term I am currently enrolled in:



n=4

7.4) My current major is:



7.5) I am currently a high school student taking college courses.



## Comments Report

---

### 6. Open Response:

6.1) What are the strengths of this course?

- It's a very straight forward course, not much to say in depth.

6.2) What changes would you recommend that would improve this course?

- Nothing
- Prof took forever to respond to emails

6.3) Any further, constructive comments?

- The instructor didn't grade Lab assignments until the last one of the course. I find this to be an issue because you don't know what you need to improve on for the following Lab assignment. Also I made attempts via D2L email and Outlook email to contact the instructor and did not receive a response.